


Wideband LPDA

30 – 1000 MHz

Product Code: LPDA-A0117

VERSION: 1.1



SPECIFICATIONS:

Electrical:	
Frequency range	30 – 1000 MHz
VSWR	< 2.0:1 typical
Nominal input impedance	50 Ω DC grounded
Connector	N-type female
Feed power handling	1 kW
Gain	4 dBi typical
E-plane 3 dB beamwidth	≥ 65°
H-plane 3 dB beamwidth	≥ 110°
Front-to-back	≥ 15 dB
Polarisation	Vertical/horizontal Configurable at installation
Mechanical:	
Dimensions	Length: 3500 mm Height: 4500 mm Width: 200 mm
Packed dimensions	2300 mm x 400 mm x 400 mm
Total mass	25 kg
Colour	Specified by customer
Environmental: designed to meet the following specifications	
Wind survival	200 km/h
Effective wind area	0.8 m ²
Temperature (operational)	-35 °C to 71 °C
Temperature (storage)	-35 °C to 71 °C
Exposed materials	Aluminium, stainless steel, tufnol.

PRODUCT FEATURES:

- Wide frequency coverage
- Low VSWR
- Moderate gain
- High-power capability
- High strength antenna for extreme environments

APPLICATIONS:

- High-power communications
- EW
- Wideband monitoring

PRODUCT DESCRIPTION:

The LPDA-A0117 is a directional log-periodic dipole array primarily designed for EW monitoring and high-power applications. It covers the 30 to 1000 MHz band with a typical gain of 4 dBi.

The antenna can be configured for horizontal or vertical polarisation. The antenna requires an isolated mast for vertical polarisation, to prevent the cable from affecting it.

The antenna is disassembled for ease of shipping. It is bolted together with the supplied tools.

Wideband LPDA

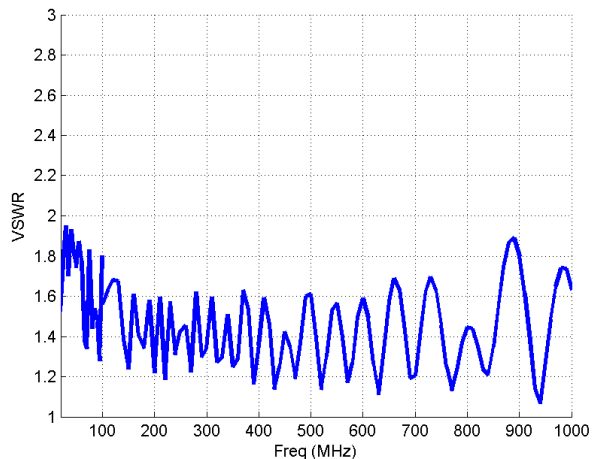
30 – 1000 MHz

Product Code: LPDA-A0117

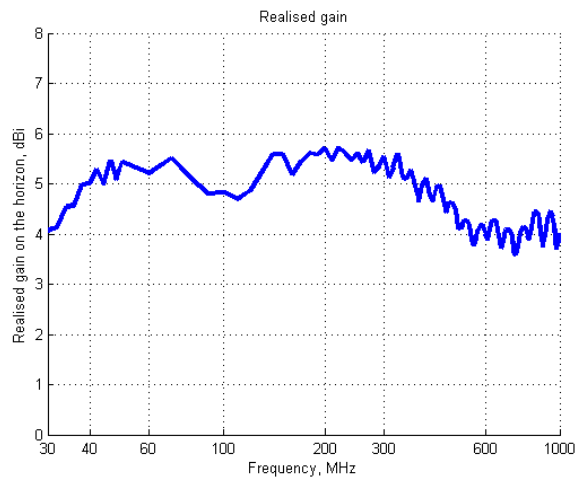
VERSION: 1.1

VSWR AND GAIN GRAPHS:

SIMULATED VSWR:



SIMULATED GAIN:



RADIATION PATTERNS:

